

Rice Lake Counterpart®

Configurable Counting Indicator



Specifications

Power Source:

Input: 100 to 240 VAC, 47 to 63 Hz, 5 watts

U.S. power cord

Output: 9 to 12 V, 1.5 A max

Excitation Voltage:

5 VDC

Analog Signal Input Range:

0 to 4.5 mV/V

Analog Specifications:

Grad minimum: .3 μ V/grad

Input sensitivity: 1.5 μ V/grad recommended

Zero adjustment range: 0 to 100% or per region settings

A/D conversion rate: 7.5, 15, 30 samples per second

Load cells per scale: 8 x 350 ohm; 16 x 700 ohm

Scale channels: 1 or 2

Linearity: \pm 0.017 full scale

Circuit Protection:

RFI, EMI, ESD protection

Digital I/O:

Four

Display:

Viewing area: 240 x 64 pixels, transmissive VGA

liquid crystal display (LCD) with adjustable contrast

Keys/Buttons:

24 buttons, full keypad (alpha numeric)

Resolution:

Internal:

1,000,000 counts

Display: up to 100,000

Communications Ports:

Two RS-232 ports support up to 115,200 bps

20 mA

Ethernet port

Setpoint output

Annunciators:

PCS, motion, low battery, insuff, recomp, scale number, gross, net, zero

Units of Measure:

Pounds, kilograms, grams, ounces

Prints:

Standard EPL label format; format is changeable to work with virtually any printer

Battery (optional):

Type: Lithium-ion

Charge time: 6 to 8 hours

Charge cycles: 400 to 1,200

Estimated runtime: 24 to 32 hours with one

350 ohm load cell base

Temperature:

Operating: 32 °F to 104 °F (0 °C to 40 °C)

Operating Humidity:

85%

Physical Dimensions:

(L x W x H)

Indicator only

12.25 x 6.25 x 4.00 in

(311 x 159 x 102 mm)

Warranty:

Two-year limited

Approvals:

NTEP Certified CC 12-110

CE Marked

UL Listed

Measurement Canada AM-5918C

Approvals



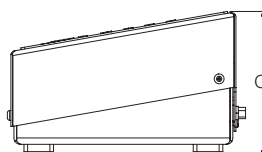
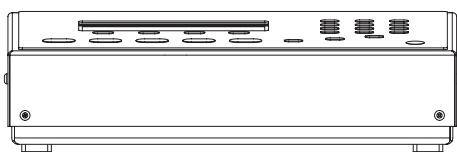
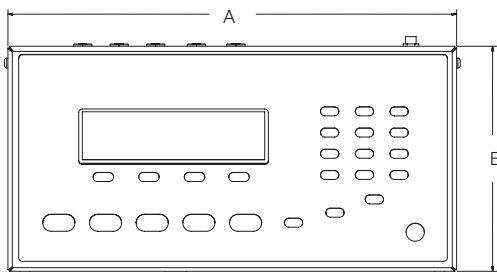
Standard Features

- AC operated (battery operation is optional)
- LCD graphic transmissive display for indoor viewing
- Single- or dual-channel models with serial scale input
- Mix and match platforms with console
- Four setpoint outputs for counting
- Two RS-232 ports for connecting peripherals
- Ethernet TCP/IP
- Scanner input (RS-232)
- PC software utility (Revolution®) for setup
- 150 item memory

Options

- Wireless LAN
- Rechargeable battery
- USB connection for keyboard
- WeighVault™ software for ID entry, data registers and reports

Dimensions			
A	12.30 in (312 mm)	C	3.94 in (100 mm)
B	6.17 in (157 mm)		




Part Number/Price

Part #	Model #	Capacity	Platter Dimensions	Est. Weight	Price
118788	CP single-channel indicator	Console only	—	10 lb (4.5 kg)	Consult
120770	CP dual-channel indicator	Console only	—	10 lb (4.5 kg)	Consult
132429	CP single-channel, EU power cord	Console only	—	10 lb (4.5 kg)	Consult
132431	CP dual-channel, EU power cord	Console only	—	10 lb (4.5 kg)	Consult
Single Channel with DIGI® S-YC base system and bracket					
155089	CP-1	1 × 0.0001 lb (500 × 0.05 g)	7.9 × 5.6 in (200 × 142 mm)	35 lb (15.9 kg)	Consult
155090	CP-2	2 × 0.0002 lb (1 × 0.0001 kg)	9.6 × 6.9 in (244 × 175 mm)	35 lb (15.9 kg)	Consult
155092	CP-5	5 × 0.0005 lb (2.5 × 0.0002 kg)	13.4 × 11 in (341 × 284 mm)	35 lb (15.9 kg)	Consult
155094	CP-10	10 × 0.001 lb (5 × 0.0005 kg)	13.4 × 11 in (341 × 284 mm)	35 lb (15.9 kg)	Consult
155097	CP-25	25 × 0.002 lb (10 × 0.001 kg)	13.4 × 11 in (341 × 284 mm)	35 lb (15.9 kg)	Consult
155101	CP-50	50 × 0.005 lb (25 × 0.002 kg)	13.4 × 11 in (341 × 284 mm)	35 lb (15.9 kg)	Consult
Dual Channel with DIGI S-YC base system and bracket (second channel available for use with other bases)					
155115	CP-1	1 × 0.0001 lb (500 × 0.05 g)	7.9 × 5.6 in (200 × 142 mm)	35 lb (15.9 kg)	Consult
155116	CP-2	2 × 0.0002 lb (1 × 0.0001 kg)	9.6 × 6.9 in (244 × 175 mm)	35 lb (15.9 kg)	Consult
155117	CP-5	5 × 0.0005 lb (2.5 × 0.0002 kg)	13.4 × 11 in (341 × 284 mm)	35 lb (15.9 kg)	Consult
155118	CP-10	10 × 0.001 lb (5 × 0.0005 kg)	13.4 × 11 in (341 × 284 mm)	35 lb (15.9 kg)	Consult
155119	CP-25	25 × 0.002 lb (10 × 0.001 kg)	13.4 × 11 in (341 × 284 mm)	35 lb (15.9 kg)	Consult
155120	CP-50	50 × 0.005 lb (25 × 0.002 kg)	13.4 × 11 in (341 × 284 mm)	35 lb (15.9 kg)	Consult
Dual Channel with BenchMark® base system and bracket (second channel available for use with other bases)					
125113	CP-50BM	50 × 0.01 lb (20 × 0.005 kg)	12 × 18 in (305 × 457 mm)	45 lb (20.4 kg)	Consult
125116	CP-100BM	100 × 0.02 lb (50 × 0.01 kg)	12 × 18 in (305 × 457 mm)	45 lb (20.4 kg)	Consult

Options/Accessories

Part #	Description	Price
124692	Rechargeable lithium-ion battery option	Consult
53828	14-pin Y-cable, connects 2 remote DIGI bases	Consult
32375	Connector, 14-pin Amphenol load cell (can be soldered to home run cable)	Consult
125062	Ethernet quick access coverplate for Counterpart	Consult
130537	USB connection for USB keyboard only	Consult
179211	QWERTY keyboard, USB interface (requires 130537 USB interface option)	Consult
125079	Quick access 9-pin cover plate	Consult
120767	Quick access 14-pin Amphenol cover plate	Consult
125495	Wireless LAN card Wi-Fi 802.11 a/b, optional kit	Consult
125546	WeighVault™ software for Counterpart	Consult
118677	Operators manual (Part #129606 Spanish operator's manual)	Consult
121459	Front mount bracket for Rice Lake BenchMark™ scales, S-XL bases	Consult
154700	Front mount bracket for DIGI S-YC scales	Consult
121474	Firmware download cable	Consult
121501	Stand, angled free standing for tabletop	Consult
128063	Power supply, 12 V (power cord sold separately)	Consult
15438	Power cord	Consult
Printers/Cables		
167515	GoDEX DT2x printer, 2 in direct thermal, 203 dpi, real time clock 110/240 VAC	Consult
65617	Direct thermal label, (W × L): 2.25 × 4.5 in, 1 in core, 5 in OD perfed	Consult
41276	Cable DB9M to blunt end RS-232 cable for DT2	Consult
78860	Ethernet cross cable for direct connection to WeighVault™	Consult
Scanner		
121495	Kit, QuickScan QD2131 RS-232 scanner, cable stand and DB9 quick connect cable (supplies power to scanner, can reduce battery run time)	Consult



DIGI® Scale Base



Shown with BenchMark® Scale Base and Bracket